

CUTOUT PORCELAIN INSULATORS

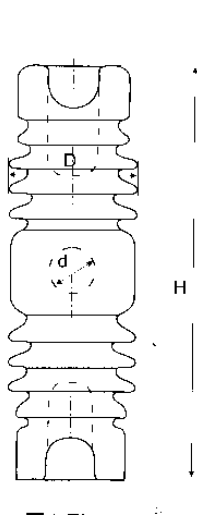


Fig. 1

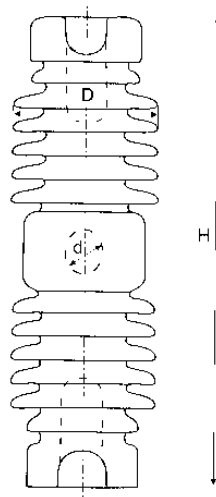


Fig. 2

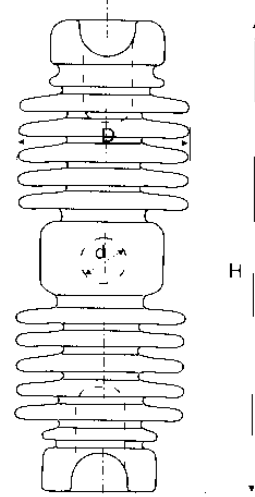


Fig. 3

STANDARD PARTICULARS

Cat NO.	Voltage class kv	Fig. No.	Creepage Distance mm	Cantilever Strength kN	Main Dimensions (mm)			Shed Number	Weight Kg
					H	D	d		
111501	15	1	220	18	287	87	32	8	2.6
111502	15	1	240	18	287	90	32	8	2.8
111503	15	1	255	20	287	105	32	8	3.2
112501	25	2	300	10/12.5	376	90	32	12	3.5
112502	25	2	340	10	375	96	35	12	3.7
112503	25	2	280	10	376	87	32	12	3.4
112504	25	2	360	10	376	102	35	12	3.9
112427	24/27	3	470	10	376	131	35	12	5.8

Applicable Standard: IEC ANSI AS

CUTOUT PORCELAIN INSULATORS

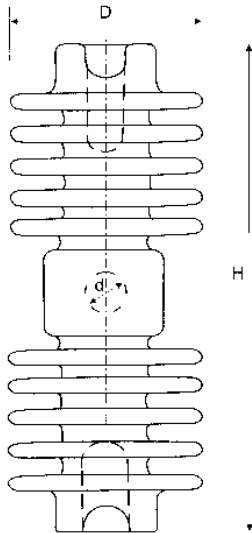


Fig. 4

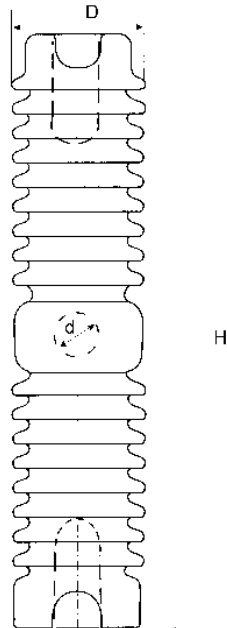


Fig. 5

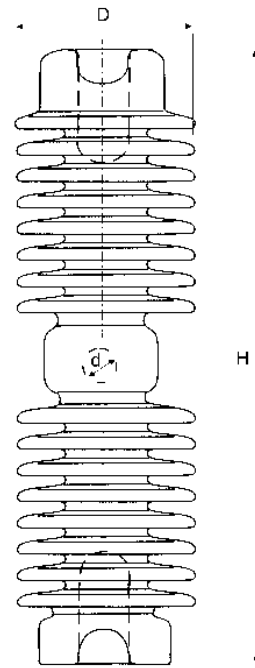


Fig. 6

STANDARD PARTICULARS

Cat NO.	Voltage class kv	Fig. No.	Creepage Distance mm	Cantilever Strength kN	Main Dimensions (mm)			Shed Number	Weight Kg
					H	D	d		
11242701	24/27	4	460	10	375	129	32	10	6.0
11252701	25/27	5	432	6.8/10	467	95	32	17	5.2
11242702	24/27	4	450	10	376	127	32	10	5.8
11242703	24/27	4	500	10	365	150	35	10	6.5
11252702	25/27	4	550	10	375	155	35	10	6.9
11333601	33/36	6	660	6.8/10	467	130	35	16	7.5
11333602	33/36	6	660	6.8/10	467	121	32	16	7.5

Applicable Standard: IEC ANSI AS